

Lorch T and V series:

TIG WELDING TASKS FOR METALWORKERS AND SHEET METAL SHOPS.



The T Series at a glance


- **Mobile TIG welding inverter.** With superb TIG welding abilities Good ergonomics and easy to carry with weights from only 12 kg. Ideal for applications on site.
- **Pulse and fast pulse with up to 2 kHz.** The built in pulse function with up to 2 kHz included in every machine offers you additional benefits when welding thin sheets.
- **Excellent welding performance.** High-end technology and the SmartBase parameter database control the arc to produce flawless results.
- **Changeover from DC to AC (AC/DC only).** Available as DC and AC/DC versions in all power variants, Lorch's T series provides you with maximum flexibility even during aluminium welding.
- **Contactless HF ignition.** TIG ignition works contactless, to avoid tungsten contamination during arc start.

The V Series at a glance

- **Powerful TIG.** Superior TIG equipment paired with proven inverter technology in a robust industrial housing.
- **Plain text display with language selection and Tiptronic.** Thanks to the clearly structured user interface and the slanted operating panel, the device control remains well visible throughout operation and affords the user an ergonomic operating position. Based on the machine you are using, you select the AC or DC function, the electrode diameter and the welding current. When working in Tiptronic mode, you can then save your optimal setting for each weld.
- **Aluminium welding (AC/DC variant).** Positive polarity ignition and automatic cap shape produce a perfectly shaped ball at the tungsten during aluminium welding.
- **Pulse and fast pulse with up to 20 kHz.** The standard pulse function with up to 20 kHz, included in every machine, offers you additional benefits when welding thin sheets and enables increased welding speeds during automated applications.

Thin CrNi sheets / stainless steel balustrades, rain gutters


- Perfect control thanks to concentrated arc. The Pulsating arc promotes fusion in the weld pool. The optimised frequency allows for improved handling.
- Pushing torch position possible even when working with ultra-thin sheets. Minimal temper colours.
- Perfect option for welding in a wide variety of positions in sheet metal construction.
- Effortless set-up and less reworking.



Corner seam

Pulse / visible seams.


- Targeted heat input and exceptional gap bridging.
- Parameters for penetration, seam width and seam design can be set individually.
- Design welds, root welds, automation, and thick-thin joints.



Outlet duct

Steel / railings made of steel.

- Reduced risk of gas pore formation during steel welding.
- An excellent choice for root passes on steel pipes. Minimal silicon deposits.
- Dramatically improved handling. Optimise welding on steel without compromising on performance.
- Phenomenal production quality with minimum rejects.
- Steel welding with zero spatter.



Flange plate

Interval (DC) / construction site railings.

- Temper colours are virtually eliminated
- Attractive seam design.
- No time-consuming rework required.



Stainless steel 1.5 mm