














S-ROBO- MIG XT



Process table

MIG-MAG													
	<input checked="" type="checkbox"/>	<input checked="" type="checkbox"/>	<input checked="" type="checkbox"/>	<input checked="" type="checkbox"/>	<input checked="" type="checkbox"/>	<input checked="" type="checkbox"/>	<input checked="" type="checkbox"/>	<input checked="" type="checkbox"/>	<input checked="" type="checkbox"/>	<input checked="" type="checkbox"/>	<input checked="" type="checkbox"/>	<input checked="" type="checkbox"/>	<input checked="" type="checkbox"/>
	standard for all models		standard for certain models		optionally available								

Operation concepts



XT

- "3 steps to weld" operating concept
- Display-controlled user prompting,
- straightforward process and synergic line selection
- Dynamic control (for Synergic, SpeedArc XT, and, if included, for SpeedPulse XT)
- Tiptronic job memory for 100 welding tasks
- digital volt-ampere display

TECHNICAL DATA



S3 RoboMIG XT





S5 RoboMIG XT



S8 RoboMIG XT

	S3 RoboMIG XT	S5 RoboMIG XT	S8 RoboMIG XT
MIG-MAG			
- Welding range (in A)	25-320	25-400	25-500
- voltage setting	infinitely variable	infinitely variable	infinitely variable
Duty cycle			
- duty cycle 100% 40 °C (in Amps)	250	320	400
- duty cycle 60% 40 °C (in Amps)	280	350	500
- duty cycle at max. current 40 °C (in %)	40%	50%	60%
Feeder and wire			
- weldable wires steel (in mm)	0,8-1,2	0,8-1,6	0,8-1,6
- weldable wires aluminium (in mm)	1,0-1,2	1,0-1,6	1,0-1,6
Mains			
- mains voltage (in V)	400	400	400
- phases (50/60 Hz)	3~	3~	3~
- positive mains tolerance (in %)	15%	15%	15%
- negative mains tolerance (in %)	15%	15%	15%
- mains fuse (in Amps)	16	32	32
- mains plug	CEE 16	CEE 32	CEE 32
Dimensions and weights			
- power source dimensions (LxWxH) B version (in mm)	845x445x810	845x445x810	845x445x810
- weight, power source B-version gas-cooled (in kg)	82,8	87,3	96,8
- weight, water cooling (filled) (in kg)	14,7	14,7	14,7
Standards and approvals			
- standard	EN 60974-01	EN 60974-01	EN 60974-01
- protection class (EN 60529)	IP23S	IP23S	IP23S
- insulation class	F	F	F
- designation	CE, S	CE, S	CE, S

Versions

	
Power source	Remote power source
Robot power source with integrated operation panel (stationary or mobile)	Robot power source with separate operational panel (stationary or mobile)