










# R-SERIES



## Process table

MIG-MAG			
Electrode			
TIG			
Gouging			

■ standard for all models   
 ▣ standard for certain models   
  optionally available

## Operation concepts



**ControlPro**

- "3 steps to weld" operation concept
- LCD-display
- Visualised sheet thickness
- Arc length correction
- Modes for MMA and TIG welding

# TECHNICAL DATA



R 200



R 300

MIG-MAG		
- Welding range (in A)	20-200	20-290
- voltage setting	infinitely variable	infinitely variable
Duty cycle		
- duty cycle 100% 40 °C (in Amps)	100	200
- duty cycle 60% 40 °C (in Amps)	130	220
- duty cycle at max. current 40 °C (in %)	25%	25%
Feeder and wire		
- wire feed unit	2 rolls	4 rolls
- weldable wires steel (in mm)	0,6-1,0	0,6-1,2
- weldable wires aluminium (in mm)	0,8-1,0	0,8-1,2
- weldable wires CuSi (in mm)	0,8-1,0	0,8-1,2
Mains		
- mains voltage (in V)	230	230   400
- phases (50/60 Hz)	1~	3~
- mains fuse (in Amps)	16	16
- mains plug	Schuko	CEE 16
Dimensions and weights		
- dimensions (LxWxH) (in mm)	880x400x755	880x400x755
- weight (in kg)	43	49
Standards and approvals		
- standard	EN 60974-01	EN 60974-01
- protection class (EN 60529)	IP23S	IP23S
- insulation class	F	F
- designation	CE, S	CE, S

## Versions

	
<b>A system</b>	<b>A System with Set</b>
Mobile compact system with integrated wire feeder	Mobile compact system with integrated wire feeder with complete accessories for MIG-MAG welding